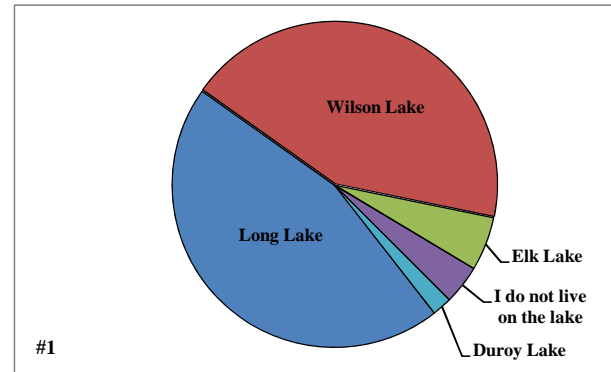


Returned Surveys	205
Sent Surveys	375
<b>Response Rate</b>	<b>54.7</b>

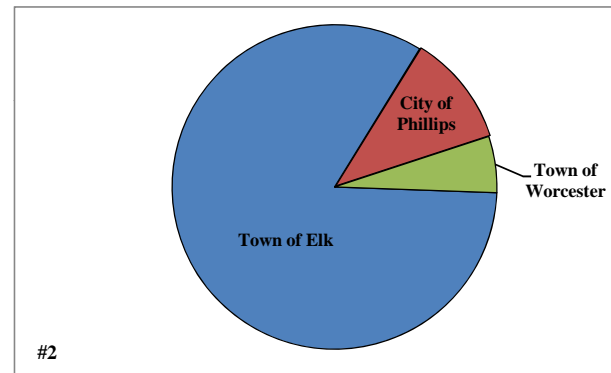
**#1 On which lake is your Phillips Chain O'Lakes property located?**

	<b>Total</b>	<b>%</b>
Long Lake	93	45.4
Wilson Lake	89	43.4
Elk Lake	11	5.4
I do not live on the lake	8	3.9
Duroy Lake	4	2.0
<b>Total</b>	<b>205</b>	<b>100.0</b>



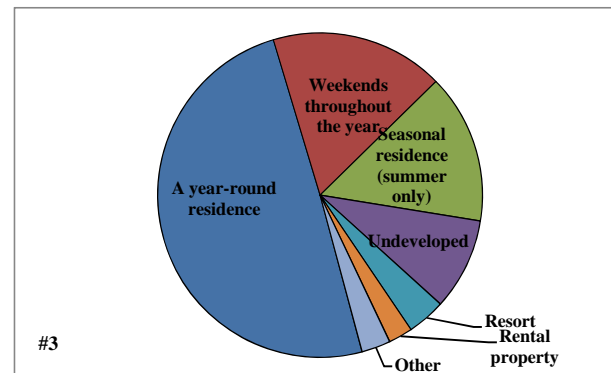
**#2 In which municipality is your Phillips Chain property located?**

	<b>Total</b>	<b>%</b>
Town of Elk	164	83.2
City of Phillips	22	11.2
Town of Worcester	11	5.6
<b>Total</b>	<b>197</b>	<b>100.0</b>



**#3 What type of property do you own on your lake?**

	<b>Total</b>	<b>%</b>
A year-round residence	103	49.5
Weekends throughout the year	36	17.3
Seasonal residence (summer only)	31	14.9
Undeveloped	19	9.1
Resort	8	3.8
Rental property	5	2.4
Other	6	2.9
<b>Total</b>	<b>208</b>	<b>100.0</b>

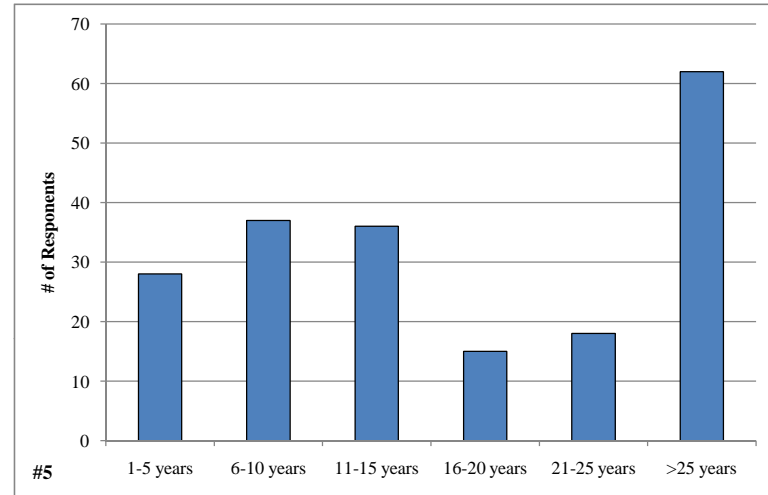


**#4 If you did not circle "year-round residence" in Question 3, how many days each year is your property used by you or others?**

Answered Question	81
Average	90.5
Standard deviation	91.9

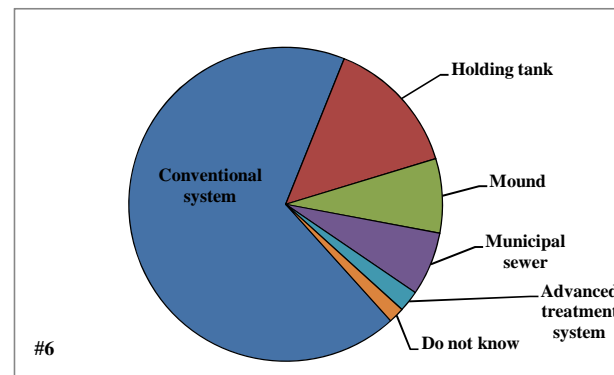
**#5 How many years have you owned this property on the Phillips Chain O'Lakes?**

	<b>Total</b>	<b>%</b>
1-5 years	28	14.3
6-10 years	37	18.9
11-15 years	36	18.4
16-20 years	15	7.7
21-25 years	18	9.2
>25 years	62	31.6
	<b>196</b>	<b>100.0</b>



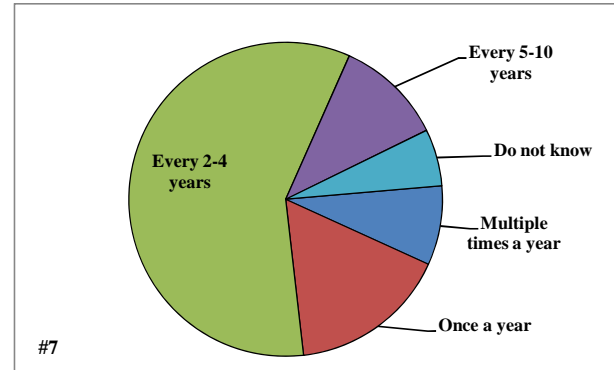
**#6 What type of septic system does your property utilize?**

	<b>Total</b>	<b>%</b>
Conventional system	124	67.8
Holding tank	26	14.2
Mound	14	7.7
Municipal sewer	12	6.6
Advanced treatment system	4	2.2
Do not know	3	1.6
	<b>183</b>	<b>100.0</b>



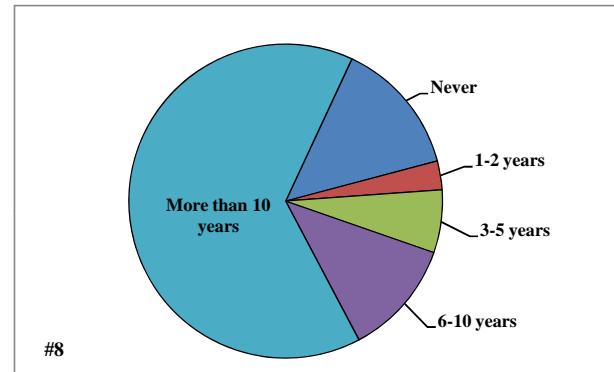
**#7 How often is the septic system on your property pumped?**

	<b>Total</b>	<b>%</b>
Multiple times a year	14	8.2
Once a year	28	16.4
Every 2-4 years	100	58.5
Every 5-10 years	19	11.1
Do not know	10	5.8
	<b>171</b>	<b>100.0</b>



**#8 For how many years have you fished on the Phillips Chain?**

	<b>Total</b>	<b>%</b>
Never	28	13.9
1-2 years	6	3.0
3-5 years	13	6.5
6-10 years	24	11.9
More than 10 years	130	64.7
	<b>201</b>	<b>100.0</b>

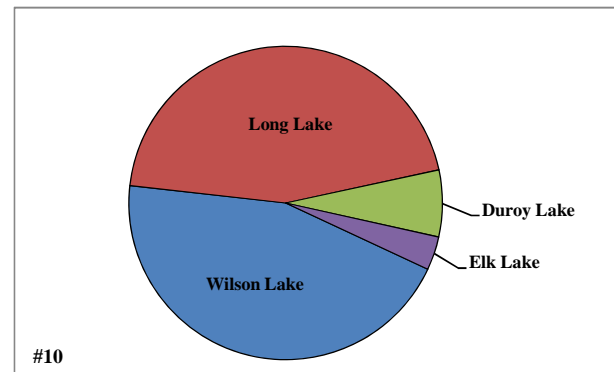


**#9 Have you personally fished on the Phillips Chain in the past 3 years?**

	<b>Total</b>	<b>%</b>
Yes	159	90.9
No	16	9.1
	<b>175</b>	<b>100.0</b>

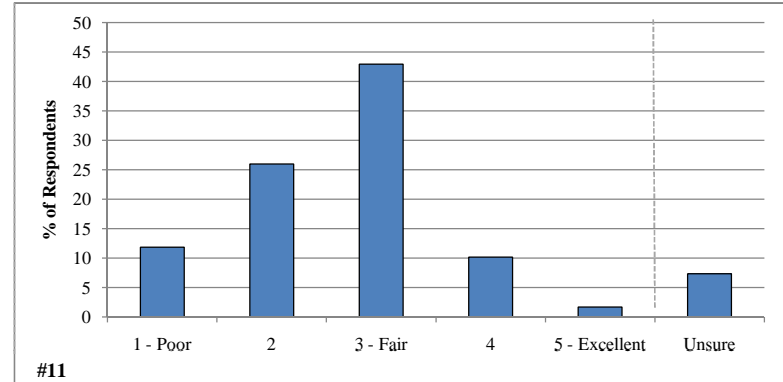
**#10 Which Chain lake do you fish on the most?**

	<b>Total</b>	<b>%</b>
Wilson Lake	78	44.8
Long Lake	78	44.8
Duroy Lake	12	6.9
Elk Lake	6	3.4
	<b>174</b>	<b>100.0</b>



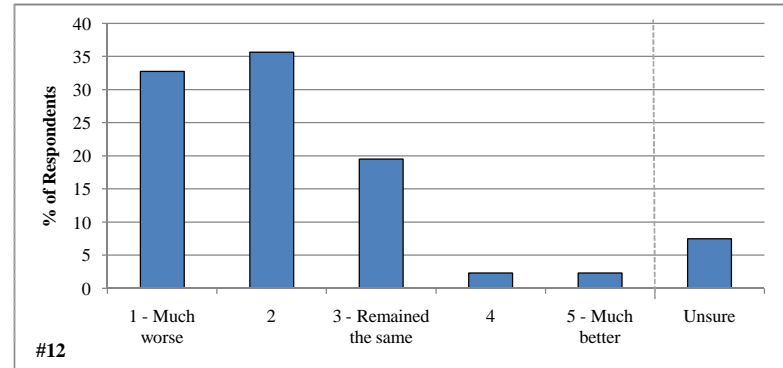
**#11 How would you describe the current quality of fishing on the Phillips Chain?**

	<b>Total</b>	<b>%</b>
1 - Poor	21	11.9
2	46	26.0
3 - Fair	76	42.9
4	18	10.2
5 - Excellent	3	1.7
Unsure	13	7.3
	<b>177</b>	<b>100.0</b>



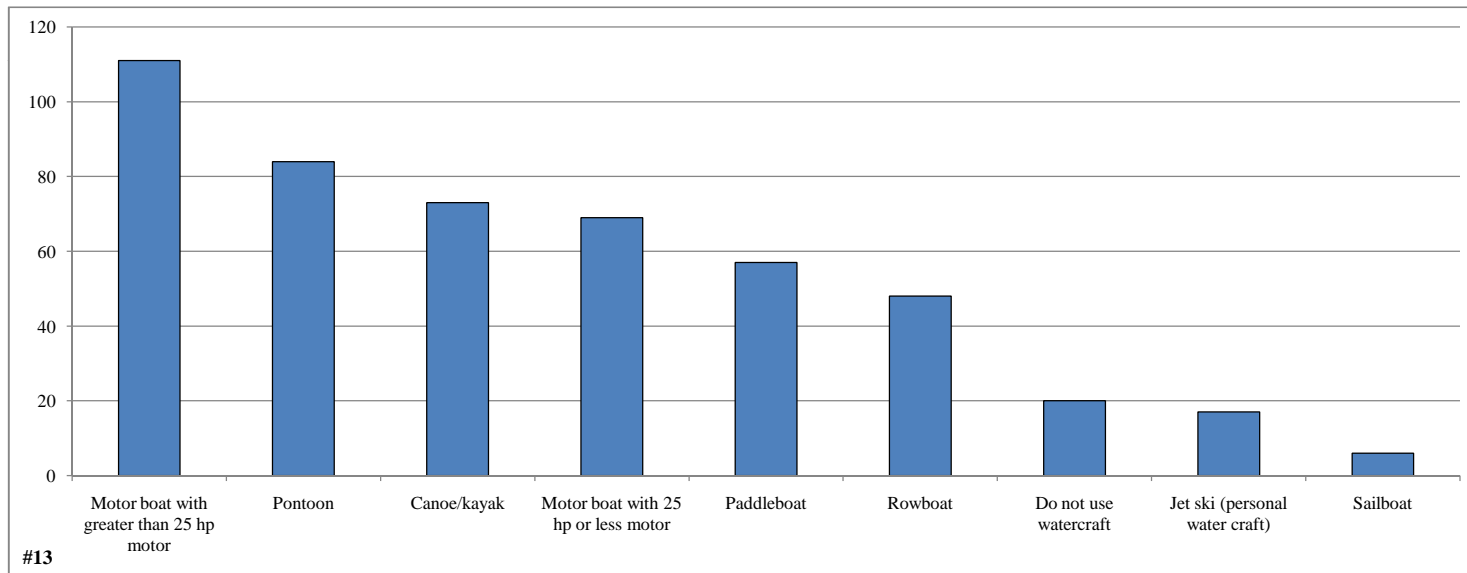
**#12 How has the quality of fishing changed since you started fishing the Phillips Chain?**

	<b>Total</b>	<b>%</b>
1 - Much worse	57	32.8
2	62	35.6
3 - Remained the same	34	19.5
4	4	2.3
5 - Much better	4	2.3
Unsure	13	7.5
	<b>174</b>	<b>100.0</b>



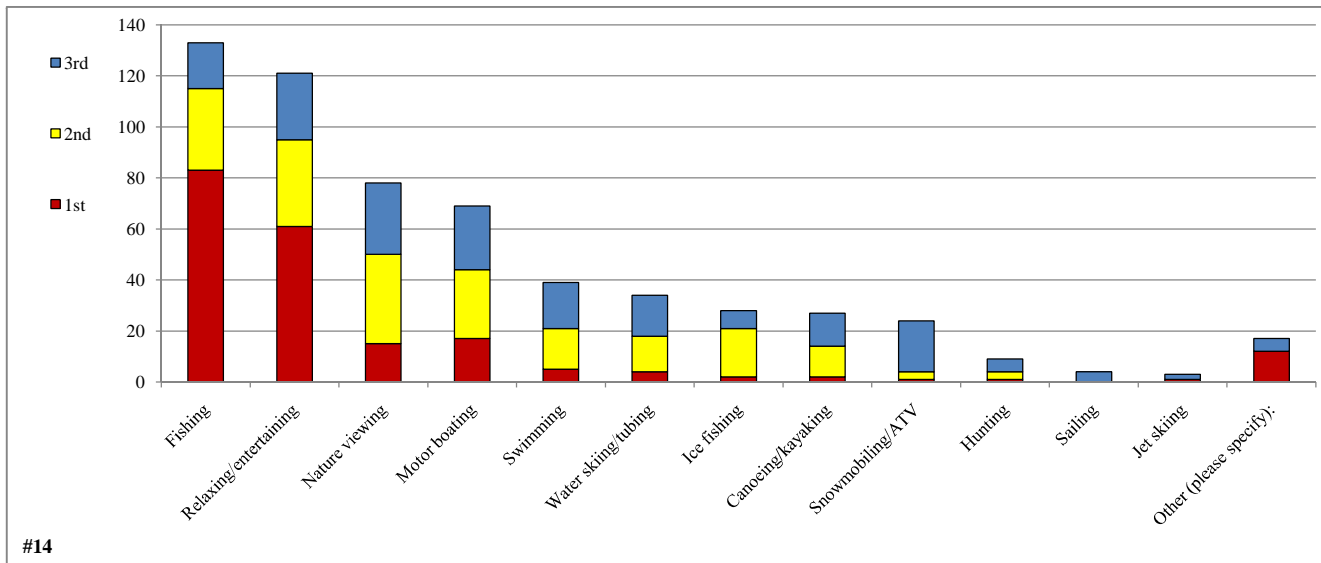
**#13 What types of watercraft do you or others that use your property, currently use on the Chain?**

	<b>Total</b>	<b>%</b>
Motor boat with greater than 25 hp motor	111	22.9
Pontoon	84	17.3
Canoe/kayak	73	15.1
Motor boat with 25 hp or less motor	69	14.2
Paddleboat	57	11.8
Rowboat	48	9.9
Do not use watercraft	20	4.1
Jet ski (personal water craft)	17	3.5
Sailboat	6	1.2
	<b>485</b>	<b>100.0</b>



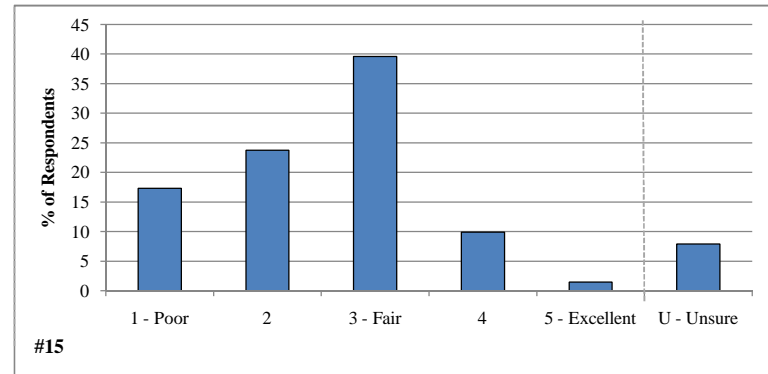
**#14 Please rank up to three activities that are important reasons for owning your property on or near the Phillips Chain O'Lakes?**

	<b>1st</b>	<b>2nd</b>	<b>3rd</b>	<b>% ranked</b>
Fishing	83	32	18	22.7
Relaxing/entertaining	61	34	26	20.6
Nature viewing	15	35	28	13.3
Motor boating	17	27	25	11.8
Swimming	5	16	18	6.7
Water skiing/tubing	4	14	16	5.8
Ice fishing	2	19	7	4.8
Canoeing/kayaking	2	12	13	4.6
Snowmobiling/ATV	1	3	20	4.1
Hunting	1	3	5	1.5
Sailing	0	0	4	0.7
Jet skiing	1	0	2	0.5
Other (please specify):	12	0	5	2.9
	<b>204</b>	<b>195</b>	<b>187</b>	<b>100.0</b>



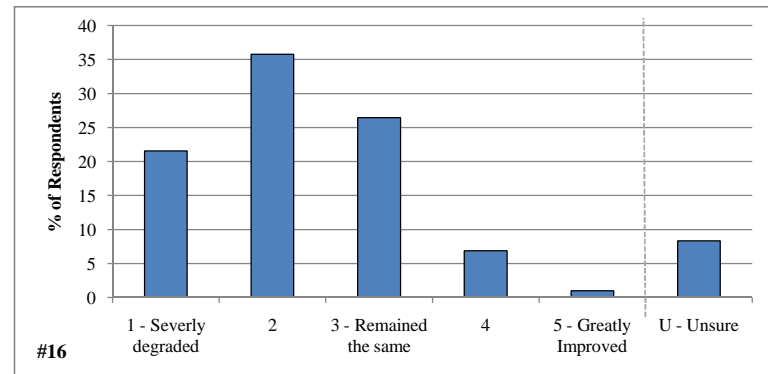
**#15 How would you describe the current water quality of the Chain?**

	<b>Total</b>	<b>%</b>
1 - Poor	35	17.3
2	48	23.8
3 - Fair	80	39.6
4	20	9.9
5 - Excellent	3	1.5
U - Unsure	16	7.9
	<b>202</b>	<b>100.0</b>



**#16 How has the water quality changed in the Phillip's Chain since you obtained your property?**

	<b>Total</b>	<b>%</b>
1 - Severly degraded	44	21.6
2	73	35.8
3 - Remained the same	54	26.5
4	14	6.9
5 - Greatly Improved	2	1.0
U - Unsure	17	8.3
	<b>204</b>	<b>100.0</b>



**#17 Have you ever heard of aquatic invasive species?**

	<b>Total</b>	<b>%</b>
Yes	191	94.1
No	12	5.9
	<b>203</b>	<b>100.0</b>

**#18 Are you aware of aquatic invasive species on th Phillips Chain?**

	<b>Total</b>	<b>%</b>
Yes	165	85.9
No	27	14.1
	<b>192</b>	<b>100.0</b>

**#19 If you answered yes to Question 18, which aquatic invasive species are you aware of in the Phillips Chain?**

	<b>Total</b>
Eurasian water milfoil	156
Rusty crayfish	27
Curly-leaf pondweed	24
Purple loosestrife	23
Carp	12
Zebra mussel	10
Heterosporosis (Yellow perch parasite)	9
Chinese mystery snail	7
Spiny water flea	3
Freshwater jellyfish	2
Pale yellow iris	1
Flowering rush	1
Alewife	1
Round goby	1
Rainbow smelt	1
Other	8
	<b>286</b>

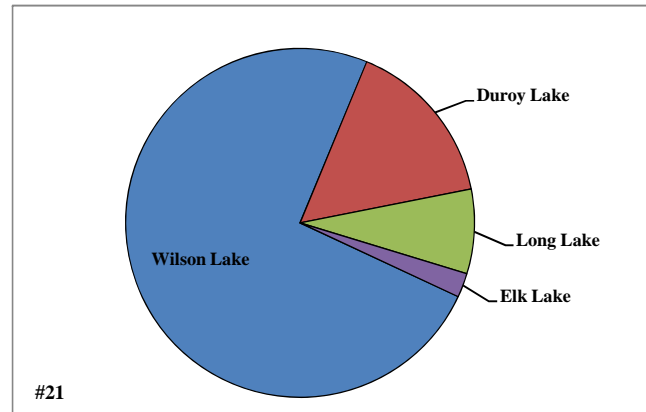


**#20 Eurasian water milfoil, a non-native aquatic plant, is now found in all four lakes on the Phillips Chain. Are there any lakes in the Phillips Chain where you have decreased your recreation time on the lake because of Eurasian water milfoil?**

	Total	%
Yes	134	74.9
No	45	25.1
	<b>179</b>	<b>100.0</b>

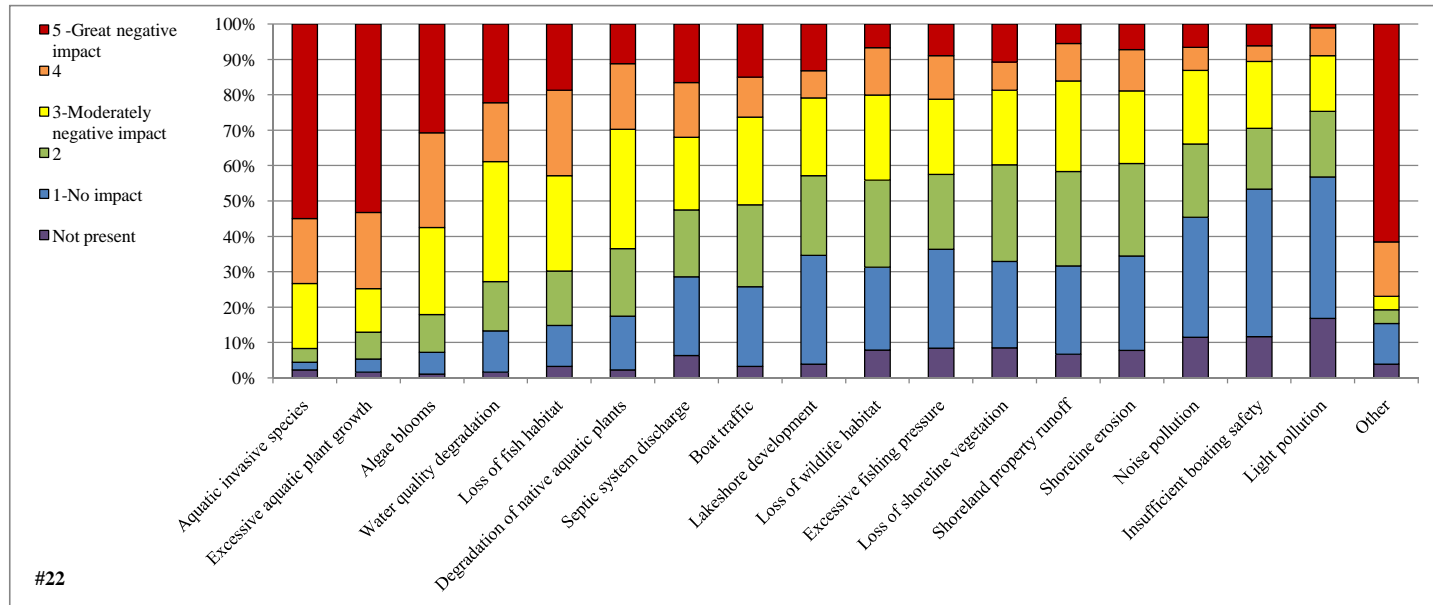
**#21 If you answered yes to Question 20, on which lakes have you decreased your recreation time due to Eurasian water milfoil?**

	Total	%
Wilson Lake	133	74.3
Duroy Lake	28	15.6
Long Lake	14	7.8
Elk Lake	4	2.2
	<b>179</b>	<b>100.0</b>



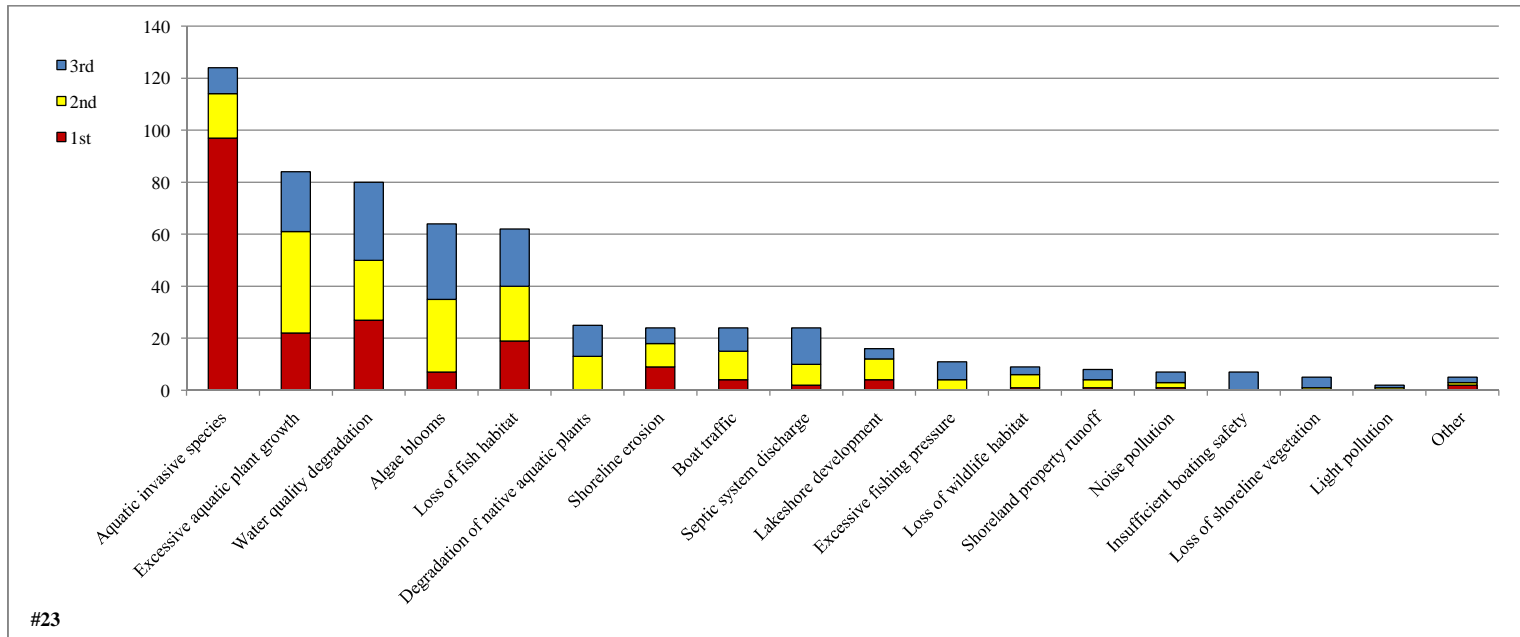
**#22 To what level do you believe each the following factors may be negatively impacting the Phillips Chain?**

	Not present	1-No impact	2	3-Moderately negative impact	4	5 -Great negative impact	Total	Average
Aquatic invasive species	4	4	7	33	33	99	176	4.1
Excessive aquatic plant growth	3	7	14	23	40	99	183	4.1
Algae blooms	2	11	19	44	48	55	177	3.6
Water quality degradation	3	21	25	61	30	40	177	3.2
Loss of fish habitat	6	21	28	49	44	34	176	3.1
Degradation of native aquatic plants	4	27	34	60	33	20	174	2.8
Septic system discharge	11	39	33	36	27	29	164	2.7
Boat traffic	6	42	43	46	21	28	180	2.6
Lakeshore development	7	56	41	40	14	24	175	2.4
Loss of wildlife habitat	14	42	44	43	24	12	165	2.3
Excessive fishing pressure	15	50	38	38	22	16	164	2.3
Loss of shoreline vegetation	15	43	48	37	14	19	161	2.3
Shoreland property runoff	12	45	48	46	19	10	168	2.3
Shoreline erosion	14	48	47	37	21	13	166	2.2
Noise pollution	21	62	38	38	12	12	162	2.0
Insufficient boating safety	21	75	31	34	8	11	159	1.8
Light pollution	30	71	33	28	14	2	148	1.6
Other	1	3	1	1	4	16	25	4.0



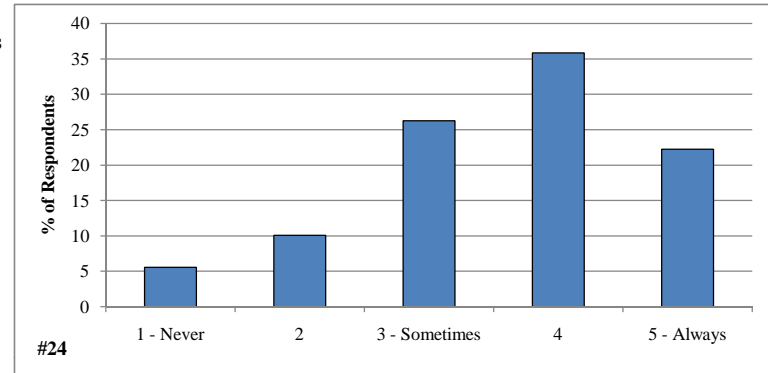
**#23 From the list below, please rank your top three concerns regarding the Chain?**

	<b>1st</b>	<b>2nd</b>	<b>3rd</b>	<b>% Ranked</b>
Aquatic invasive species	97	17	10	21.3
Excessive aquatic plant growth	22	39	23	14.5
Water quality degradation	27	23	30	13.8
Algae blooms	7	28	29	11.0
Loss of fish habitat	19	21	22	10.7
Degradation of native aquatic plants	0	13	12	4.3
Shoreline erosion	9	9	6	4.1
Boat traffic	4	11	9	4.1
Septic system discharge	2	8	14	4.1
Lakeshore development	4	8	4	2.8
Excessive fishing pressure	0	4	7	1.9
Loss of wildlife habitat	1	5	3	1.5
Shoreland property runoff	1	3	4	1.4
Noise pollution	1	2	4	1.2
Insufficient boating safety	0	0	7	1.2
Loss of shoreline vegetation	0	1	4	0.9
Light pollution	0	1	1	0.3
Other	2	1	2	0.9
	<b>196</b>	<b>194</b>	<b>191</b>	<b>100.0</b>



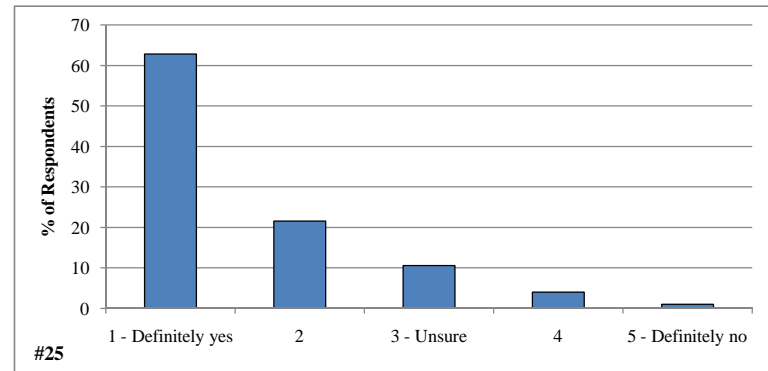
**#24 During open water season how often does aquatic plant growth (not including floating algae or algal blooms) negatively impact your enjoyment of the Phillips Chain?**

	<b>Total</b>	<b>%</b>
1 - Never	11	5.6
2	20	10.1
3 - Sometimes	52	26.3
4	71	35.9
5 - Always	44	22.2
	<b>198</b>	<b>100.0</b>



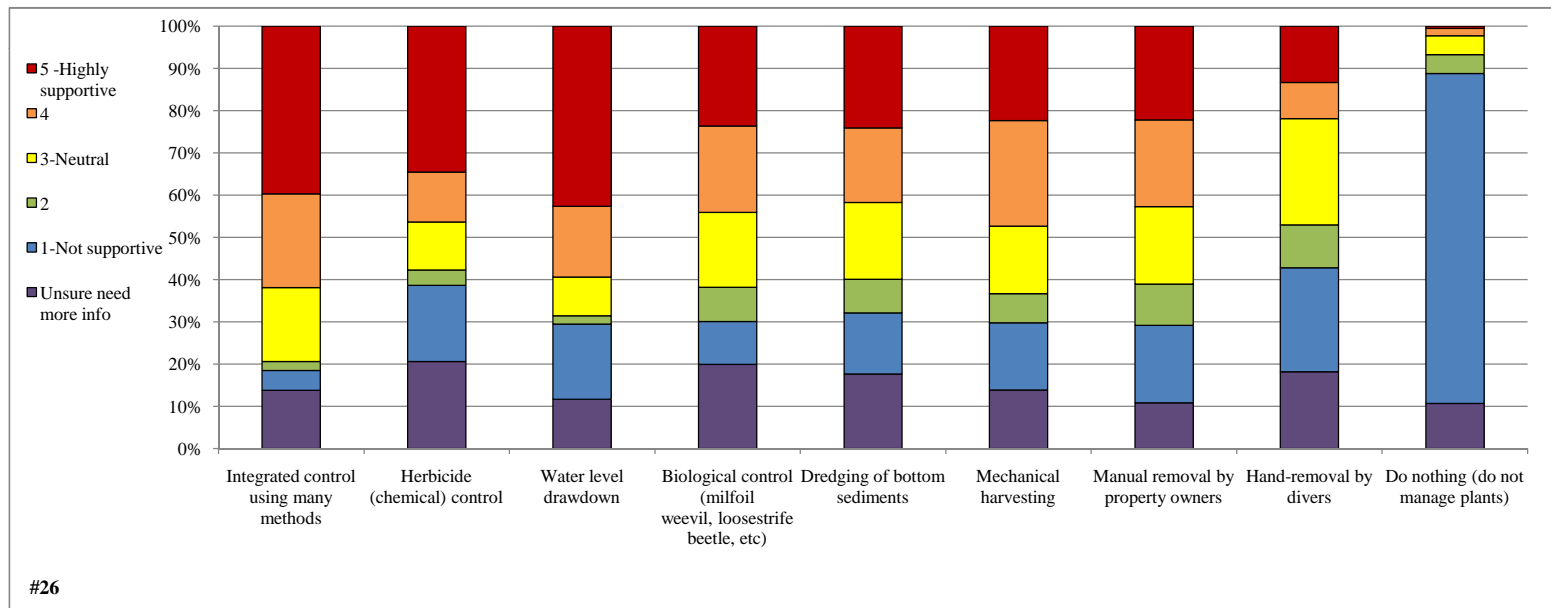
**#25 Considering your answer to the question above, do you believe aquatic plant control is needed on the Phillips Chain?**

	<b>Total</b>	<b>%</b>
1 - Definitely yes	125	62.8
2	43	21.6
3 - Unsure	21	10.6
4	8	4.0
5 - Definitely no	2	1.0
	<b>199</b>	<b>100.0</b>



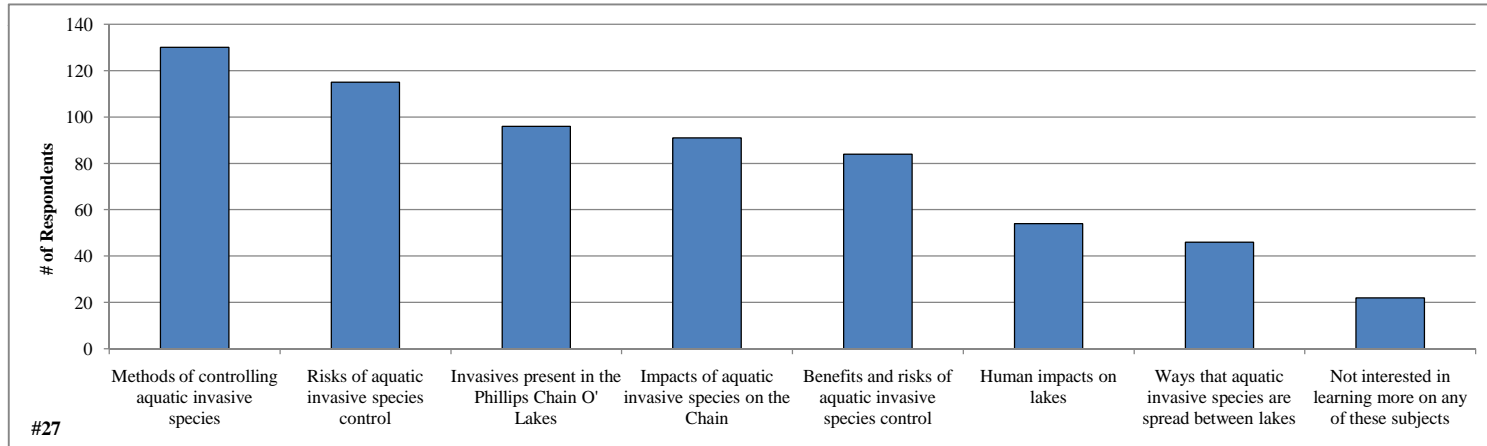
**#26 What is your level of support for the responsible use of the following techniques on the Phillips Chain?**

	1-Not supportive	2	3-Neutral	4	5 -Highly supportive	Unsure need more info	Total	Average
Integrated control using many methods	9	4	33	42	75	26	163	4.3
Herbicide (chemical) control	35	7	22	23	67	40	154	4.0
Water level drawdown	35	4	18	33	84	23	174	4.0
Biological control (milfoil weevil, loosestrife beetle, etc)	19	15	33	38	44	37	149	4.0
Dredging of bottom sediments	27	15	34	33	45	33	154	3.8
Mechanical harvesting	30	13	30	47	42	26	162	3.7
Manual removal by property owners	34	18	34	38	41	20	165	3.5
Hand-removal by divers	46	19	47	16	25	34	153	3.3
Do nothing (do not manage plants)	139	8	8	3	1	19	159	1.7



**#27 Stakeholder education is an important component of every lake management planning effort. Which of these subjects would you like to learn more about?**

	<b>Total</b>	<b>%</b>
Methods of controlling aquatic invasive species	130	20.4
Risks of aquatic invasive species control	115	18.0
Invasives present in the Phillips Chain O' Lakes	96	15.0
Impacts of aquatic invasive species on the Chain	91	14.3
Benefits and risks of aquatic invasive species control	84	13.2
Human impacts on lakes	54	8.5
Ways that aquatic invasive species are spread between lakes	46	7.2
Not interested in learning more on any of these subjects	22	3.4
	<b>638</b>	<b>100.0</b>

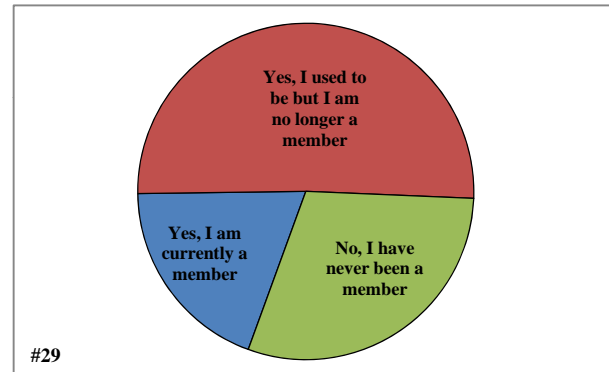


**#28 Before receiving this mailing, have you ever heard of the Phillips Chain O'Lakes Association?**

	<b>Total</b>	<b>%</b>
Yes	168	84.8
No	30	15.2
	<b>198</b>	<b>100.0</b>

**#29 Are you currently or were you ever a member of the Phillips Chain O' Lakes Association?**

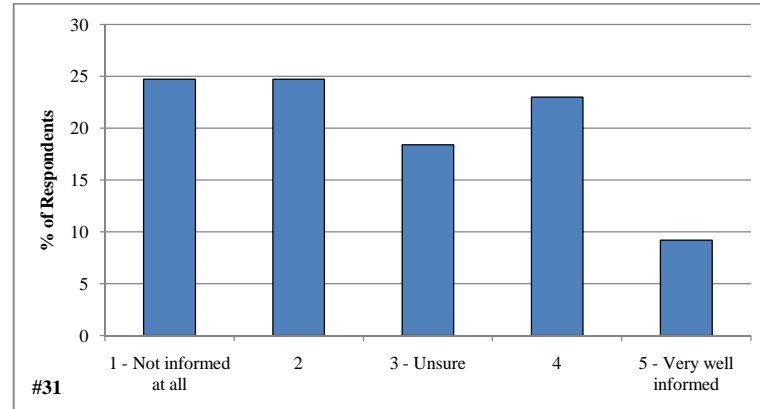
	<b>Total</b>	<b>%</b>
Yes, I am currently a member	56	27.5
Yes, I used to be but I am no longer a member	148	72.5
No, I have never been a member	87	42.6
	<b>204</b>	<b>100.0</b>



**#30 If you are not currently a member of the Phillips Chain O'Lakes Association, please use the space below to explain your reasons**  
Please see comments section

**#31 How informed has the Phillips Chain O' Lakes Association kept you, regarding issues with the Phillips Chain and its management?**

	<b>Total</b>	<b>%</b>
1 - Not informed at all	43	24.7
2	43	24.7
3 - Unsure	32	18.4
4	40	23.0
5 - Very well informed	16	9.2
	<b>174</b>	<b>100.0</b>



**#32 Please circle the activities you would be willing to participate in if called upon.**

	<b>Total</b>
Aquatic plant monitoring	63
Water quality monitoring	63
Bulk mailing assembly	49
Watercraft inspections at boat landings	25
Attending Wisconsin Lakes Convention	19
Phillips Chain O'Lakes Association Board	18
Creation of newsletter articles	9
I do not wish to Volunteer	62
	<b>308</b>

